



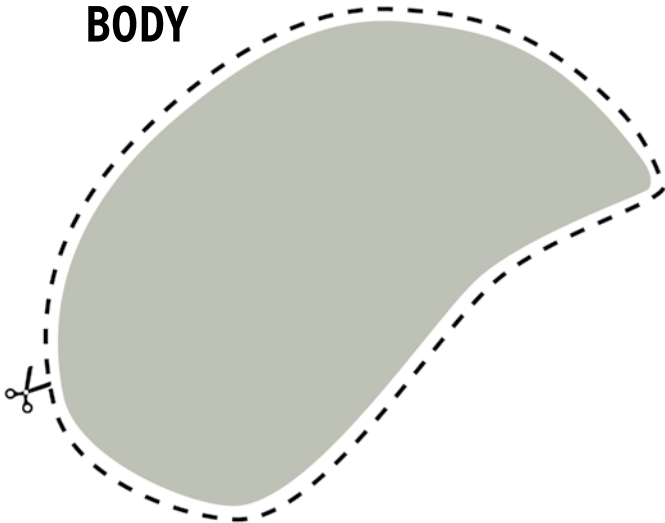
Make Your Own Paper Mouse!

You can make paper mice, just like Leo Lionni. Cut out the shapes below using safety scissors. Then glue them together as shown in the picture.

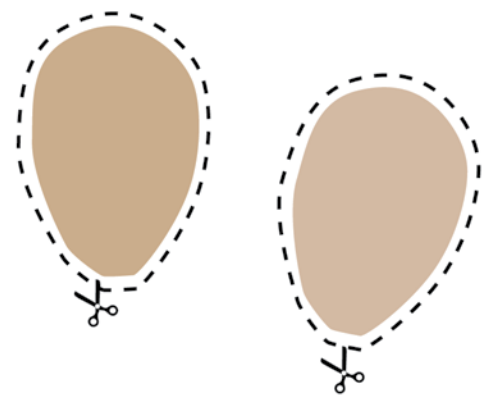
Try tearing out the mouse's body instead of cutting. That's how Leo Lionni made the mice in his books look furry.

Don't forget to use a crayon or marker to color the mouse's pupil.

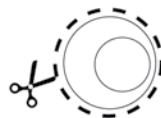
BODY



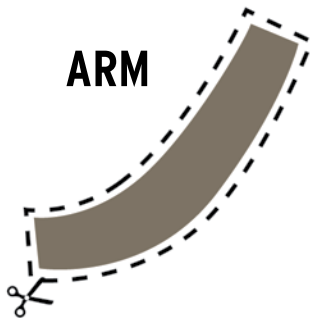
EARS



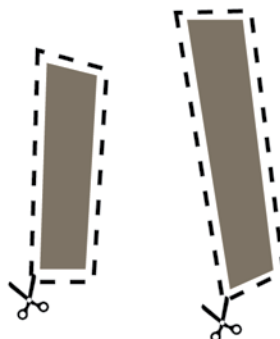
EYE





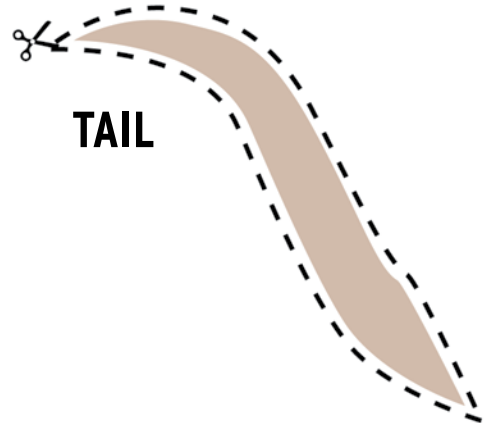
ARM



LEGS



TAIL



Read the stories in
Frederick and *Alexander and the Wind-Up Mouse*.

Craft Tip: Glue your paper mouse to a craft stick to make an easy paper puppet!